

○ MUSIC city COUNSELOR

Thank you for
your purchase!



I so appreciate when you take the time to leave feedback on your purchases on my TpT store! It helps my small business grow and earns you credits towards future purchases!



Extremely satisfied

let's connect!



For helpful ideas and free resources, please
check out my website!

○

www.musiccitycounselor.com

ASCA Mindsets & Behaviors:

Category 1: Mindset Standards

- M1: Belief in development of whole self, including a healthy balance of mental, social-emotional, and physical well-being.

Category 2: Behavior Standards

- B-SS 2: Positive, respectful, and supportive relationships with students who are similar to and different from them.
- B-SS 6: Effective collaboration and cooperation skills.
- B-SS 7: Leadership and teamwork skills to work effectively in diverse groups.

Directions:

This lesson takes approximately 45 minutes to teach in this order:

- Review the PowerPoint presentation
- Play the sorting mat scenario game
- Complete a coloring page or worksheet of your choice

POWERPOINT:

This presentation teaches all about friendship and how to be a kind friend. First, students will hear an Irish proverb that explains that the best ship in all of the sea is "friendSHIP." I love using this metaphor to teach children how to let their "friendSHIPS set sail" and make kind, respectful, helpful choices so that others want to "join their crew." If they make unkind, selfish, or disrespectful choices, on the other hand, their friendSHIP will run into "rough waters" and may "shipwreck." Next, students learn 9 ways to be a kind friend. On the last slide, students can share with a partner one way to be a a kind friend.

POSTER:

This poster serves as a nice review on how to be a kind friend and let your friendSHIPS set sail. You can go through it with students after the PowerPoint presentation, and/or display it in your space!

Directions:

SORTING GAME:

Materials Needed: sorting game mat, cut out scenario cards

After the PowerPoint presentation, I recommend playing the sorting mat game with students. Both full color and black/white materials are included. First, please print the sorting mat and 20 scenario cards. Next, please cut out the scenario cards. If you are using this activity with a large group of students, I recommend projecting the materials onto a screen or smart board. To play, students take turns grabbing a scenario card and reading it to the class (or the educator can read it aloud). Then, the educator asks if the choice on the card will "steer their friendSHIP towards smooth sailing (kind, good) or a shipwreck (unkind, sad)." If the scenario shows a "smooth sailing" choice, they place it on the left side of the mat that says, "smooth sailing." If the scenario shows a "shipwreck" choice, they can place it on the right side of the mat that says, "shipwreck." Feel free to generate discussions with students about the scenarios and relate them back to their own lives.

COLORING PAGES & WORKSHEETS:


Several options for coloring pages and worksheets are included. Please choose those that best fit the needs and abilities of your students.

Sorting Game Sample:



Poster

Let your friendSHIPS set sail!




Smile.
Help.
Care.
Listen.
Compliment.
Take turns.
Share.
Play fair.
Solve problems.
Respect.
Show empathy.

S. S. FriendSHIP

Name: _____



Let your **friendSHIPS** set sail!



Smile.
Help.
Care.
Listen.
Compliment.
Take turns.
Share.
Play fair.
Solve problems.
Respect.
Show empathy.

S. S. FriendSHIP

Sorting Game Mats:





SMOOTH
SAILING



SHIP
WRECK





**SHIP
WRECK**

**SMOOTH
SAILING**

Scenario Cards:

You listened to Yamil and
cared about what he had to
say.



© Music City Counselor




You used
kind and
respectful
words with
Ana.

© Music City Counselor

You used unkind words on
the bus.



© Music City Counselor



You apologized to
Nancy when you
made a mistake.

© Music City Counselor

You pushed
Corey in the
lunch line.



© Music City Counselor

You asked Juliette to play at
recess.



© Music City Counselor

You lied to your teacher about who broke the vase.



© Music City Counselor

You helped Jay'Quan clean up the mess.



© Music City Counselor

You took care of Maria when she fell off the monkey bars.



© Music City Counselor

You helped your group solve the problem.



© Music City Counselor

You ignored Keisha when she tried to read to you.



© Music City Counselor

You took some of Nicole's candy while she wasn't looking.



© Music City Counselor

You shared your library book with Tameka.




© Music City Counselor

You cheated in the card game.



© Music City Counselor

You used kind words with Nasra and Jaime.



© Music City Counselor

You included the new student in your group.



© Music City Counselor

You and Courtney took turns with the ball.



© Music City Counselor

You played too rough with Zeke after school.



© Music City Counselor

You didn't let Stacey
have a turn on the
slide.




© Music City Counselor

You helped Luke clean up the
recess equipment.




© Music City Counselor

You listened to Yamil and
cared about what he had to
say.




© Music City Counselor




You used
kind and
respectful
words with
Ana.

© Music City Counselor

You used unkind words on
the bus.



© Music City Counselor



You apologized to
Nancy when you
made a mistake.


© Music City Counselor

You pushed
Corey in the
lunch line.



© Music City Counselor

You asked Juliette to play at
recess.




© Music City Counselor

• You lied to your teacher about who broke the vase.



© Music City Counselor

You helped Jay'Quan clean up the mess.



© Music City Counselor

• You took care of Maria when she fell off the monkey bars.



© Music City Counselor

• You helped your group solve the problem.



© Music City Counselor

• You ignored Keisha when she tried to read to you.



© Music City Counselor

• You took some of Nicole's candy while she wasn't looking.




© Music City Counselor

- You shared your library book with Tameka.




© Music City Counselor

- You cheated in the card game.



© Music City Counselor

- You used kind words with Nasra and Jaime.



© Music City Counselor

- You included the new student in your group.



© Music City Counselor

- You and Courtney took turns with the ball.



© Music City Counselor

- You played too rough with Zeke after school.



© Music City Counselor

You didn't let Stacey
have a turn on the
slide.



© Music City Counselor

You helped Luke clean up the
recess equipment.




© Music City Counselor

Worksheets & Coloring Pages

Name: _____

Let your **friendSHIPS** set sail!



1) _____

2) _____

3) _____


S. S. FriendSHIP

Write on the sail 3 ways that you
can be a kind friend.

Name: _____

Let your **friendSHIPS** set sail!





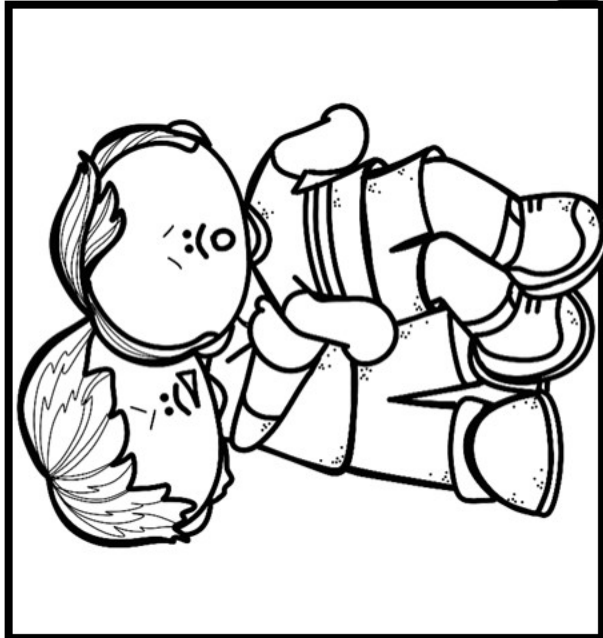

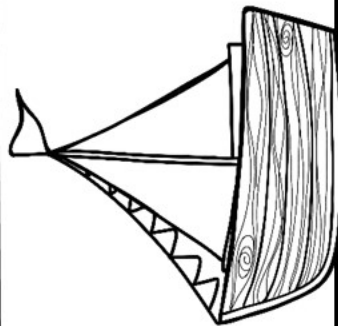
I was a kind friend when I...






Name: _____

Color the pictures that show
kind friendships.



Name: _____

What could you do to help these
friendSHIPS set sail?



Keisha fell
off the
monkey
bars at
recess.



Juan Carlos
got a new
haircut and
feels
embarrassed
by it.





Julia is a
new student
and doesn't
have anyone
to sit with on
the bus.



Jeni was
sitting by
herself at
recess.

Name: _____

When I am a kind friend, my
friendSHIPS set sail!



TERMS OF USE:

YOU MAY...

- Make copies for the purchaser's classroom AND share copies with other educators within their school building
- Reference (without distribution) this product in blog posts, seminars, professional development workshops, or other such venues provided there is both credit given to myself as the author and a link back to my TpT store included in the post/presentation

YOU MAY NOT...

- Claim the work as your own, alter the files in any way, or remove/attempt to remove the copyright
- Share this product with educators outside of your school building
- Repackage, sell, or giveaway this product to others
- Offer to share this product anywhere on the internet as a download or copy



Please contact me any time at laura@musiccitycounselor.com with questions, suggestions, resource requests, or comments! I'd love to hear from you!

This resource was made possible by:

